

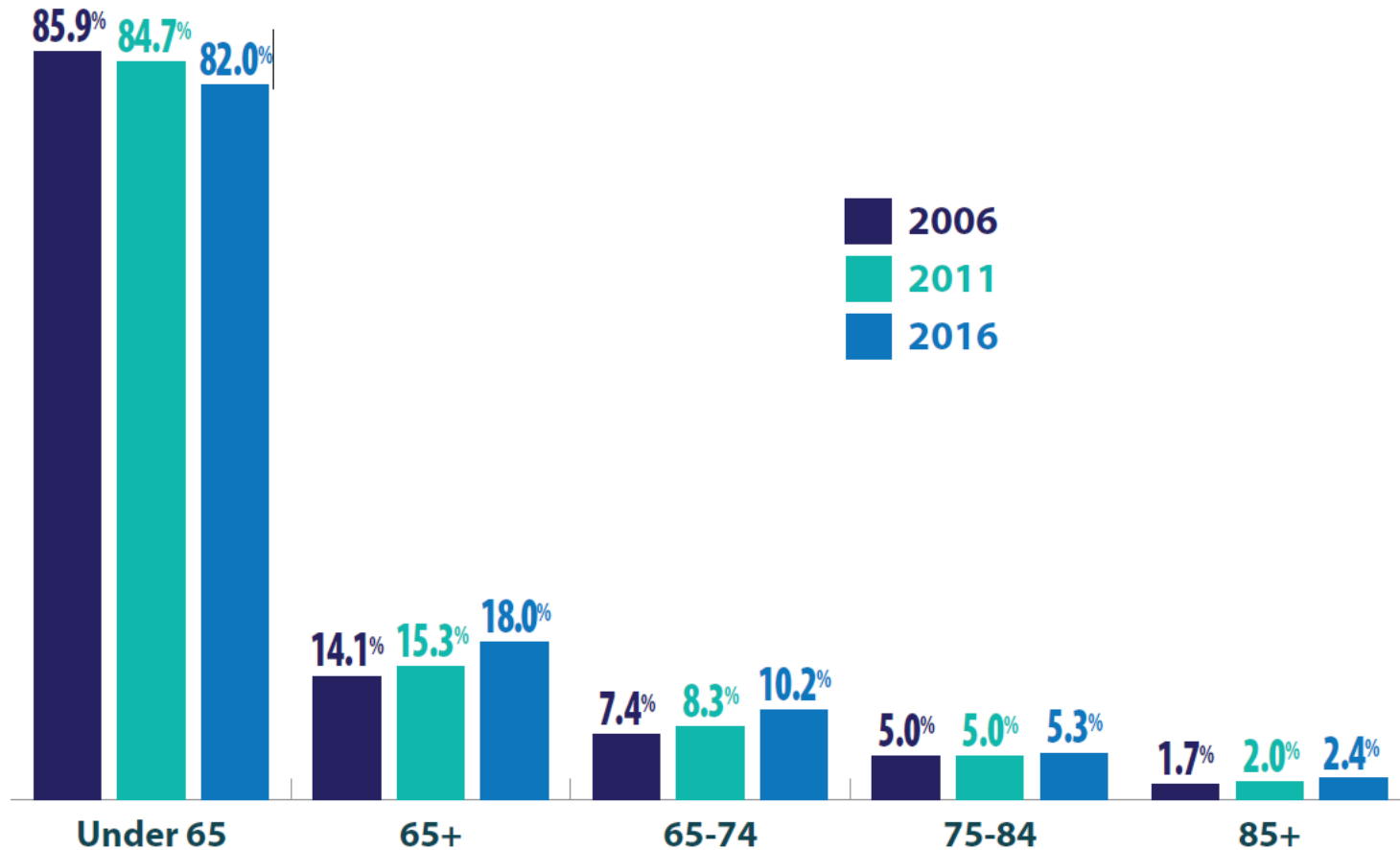
Monitoring Seniors' Services 2016 Report



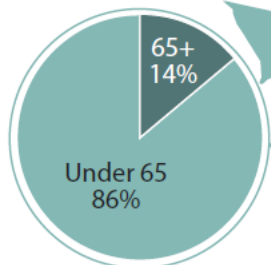
OFFICE OF THE
SENIORS ADVOCATE

www.seniorsadvocatebc.ca
1-877-952-3181

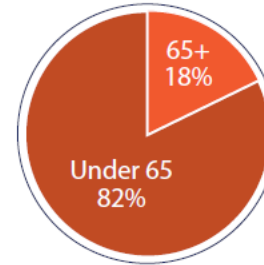
B.C. Seniors Population



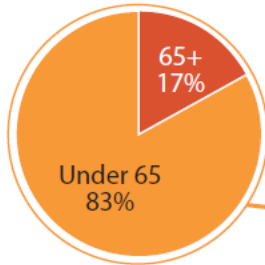
B.C. Seniors Population



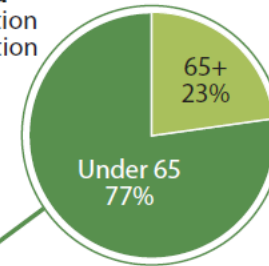
Northern Health
39,565 Senior Population
282,726 Total Population



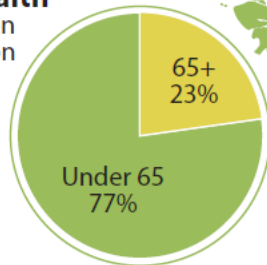
British Columbia
853,388 Senior Population
4,740,124 Total Population



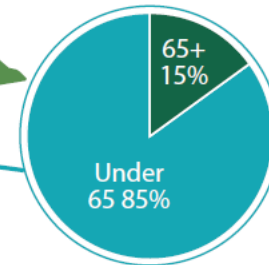
Vancouver Coastal Health
194,787 Senior Population
1,167,877 Total Population



Interior Health
169,371 Senior Population
743,501 Total Population



Island Health
178,249 Senior Population
775,489 Total Population



Fraser Health
271,416 Senior Population
1,770,531 Total Population



Health Care Highlights

- ◆ 92% of seniors report having a regular physician
- ◆ 6% of seniors diagnosed with dementia, no ↑ in prevalence in dementia but an absolute ↑ in the number from 50,747 to 52,239
 - ◆ 20% of those over age of 85 – four out of five over 85 do not have a diagnosis of dementia
- ◆ 14% ↑ in registered active clients with the Alzheimer's Society First Link program



Health Care Highlights

- ◆ 0.1 % ↓ in the number of home support hours
- ◆ 2nd year we've seen a ↓ in average hours per client
- ◆ ↑ in the number of clients (2.3%) and visits (1.9%) for nursing, physio and OT home care services
- ◆ Complaints for home care services ↓ 7% from 2014/15-2015/16



Health Care Highlights

- ◆ Residential Care wait times ↑ for second year in a row
- ◆ % of residents admitted to residential care within 30-day target window ↓ by 11%
- ◆ ↓ in # of admissions
- ◆ 16% of residential care facilities had no annual inspection in 2016
- ◆ Complaints to Patient Care Quality Offices ↑ 14%
- ◆ 32% increase in the number of licensing violations



Housing Highlights

- ◆ SAFER grant unchanged, while rents have ↑ & vacancy rates have ↓
- ◆ ↑ # of SAFER users and prevalence rate
- ◆ 20% of SAFER applicants are new
- ◆ 11% ↑ in the percentage of seniors on wait list for subsidized housing
 - ◆ 23% ↓ of people on wait list that found housing
- ◆ 15% ↑ in the number of property tax deferrals and 33% ↑ money repaid to the province from PTD
 - ◆ Average amount deferred = \$6,160 in Vancouver & \$3,617 for rest of province



Transportation Highlights

- ◆ 76% of seniors hold a valid drivers licence
- ◆ 10% ↑ in # of senior drivers (2012-2014)
 - ◆ Greatest ↑ in those aged 85+ (13%)
- ◆ 63,000 senior drivers took DMER and <1% were referred to DriveABLE for further testing



Transportation Highlights

- ◆ ↓ in total number of active handyDART clients but ↑ number of new clients registering
- ◆ ↑ in the number of ride request for Translink HandyDart
- ◆ 40%↓ in number of unfilled Ride Request for Translink HandyDart
- ◆ 12%↑ in # of unfilled ride request for BC Transit HandyDART



Income Support Highlights

- ◆ 1.5% ↑ in OAS
- ◆ 11.8% ↑ in GIS
- ◆ 240,000 seniors receiving some GIS
 - ◆ 54,183 of these receive the BC Senior's Supplement of \$49.30 which has remained the same amount for over 27 years.
- ◆ MSP Premium Assistance offered to low income seniors unchanged. Changes coming in 2017
- ◆ No changes to Pharmacare Program = some erosion of subsidy in real terms
- ◆ Wide range of dispensing fees

Elder Abuse Highlights

- ◆ ↓ in number of COE files
- ◆ 7% ↑ in the number of referrals for allegations of financial abuse, neglect and self-neglect
- ◆ SAIL ↑ in calls



Questions

Questions



Contact

www.seniorsadvocatebc.ca

Toll-free: **1-877-952-3181**

In Victoria: 250-952-3181

Open Monday to Friday, 8:30am - 4:30pm

Translation services available in more than 180 languages.



info@seniorsadvocatebc.ca



facebook.com/SeniorsAdvocateBC



[@SrsAdvocateBC](https://twitter.com/SrsAdvocateBC)

